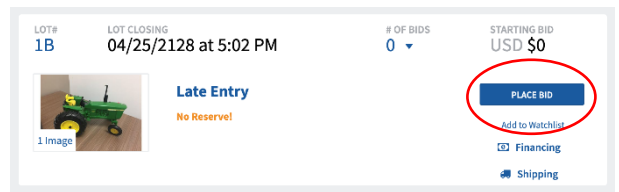
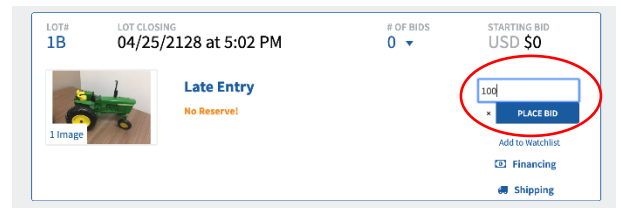


## How To Bid Online For KIKO Real Estate Auction

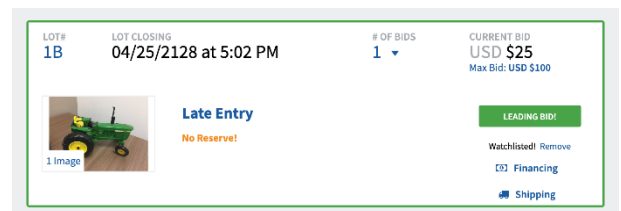
1. Visit the auction on [www.kikoauctions.com](http://www.kikoauctions.com) to locate the sale you are interested in.
2. Scroll down the page and click on the blue "View Catalog --> Register To Bid" button.
3. You are now on the page to view the online auction details.
4. In the top right corner of the page, click the "Sign Up" button.
5. Fill out the required information, which includes Full Name, Address & Email Address.
6. Click NEXT
7. Enter Credit Card information. \*NOTE: The online bidding system charges your credit card \$1 make sure it is a valid card.
8. Click "Request To Bid" on the auction you would like to participate in and accept the terms and conditions for the sale.
9. Once approved, click "Place Bid" and type in the bid amount you would like to bid. \*NOTE: Please do not use decimals or cents when placing your online bids.



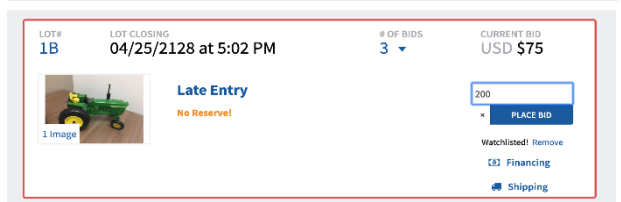
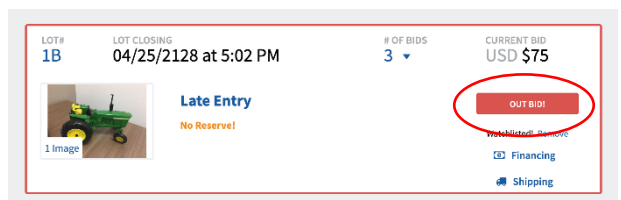
10. Once you have typed out your bid amount, click "Place Bid" and confirm your bid amount.



11. If your bid is outlined in green, congratulations! You are currently the high bidder at this time.



12. If you are outbid, the lot will outline in red to show that you are outbid. Click the "Outbid" button, place and confirm your next bid.



If you have any questions please call the technical support line at (919) 361-1111